

**UNITED STATES BANKRUPTCY COURT**  
**Western District of Tennessee**  
**PETITIONS FILED FOR TWELVE MONTH PERIODS**  
**BY DIVISIONS**

<b>Oct 1, 2018 - Sep 30, 2019</b>			
	<b>Memphis</b>	<b>Jackson</b>	<b>Totals</b>
Chapter 7	2,305	813	3,118
Chapter 11	15	7	22
Chapter 12	0	1	1
Chapter 13	8,028	1,945	9,973
<b>Totals:</b>	<b>10,348</b>	<b>2,766</b>	<b>13,114</b>

<b>Oct 1, 2017 - Sep 30, 2018</b>			
	<b>Memphis</b>	<b>Jackson</b>	<b>Totals</b>
Chapter 7	2,591	890	3,481
Chapter 11	12	3	15
Chapter 12	0	2	2
Chapter 13	8,235	1,888	10,123
<b>Totals:</b>	<b>10,838</b>	<b>2,783</b>	<b>13,621</b>

<b>Oct 1, 2016 - Sep 30, 2017</b>			
	<b>Memphis</b>	<b>Jackson</b>	<b>Totals</b>
Chapter 7	2,760	925	3,685
Chapter 11	29	6	35
Chapter 12	1	1	2
Chapter 13	8,712	1,880	10,592
<b>Totals:</b>	<b>11,502</b>	<b>2,812</b>	<b>14,314</b>

<b>Oct 1, 2015 - Sep 30, 2016</b>			
	<b>Memphis</b>	<b>Jackson</b>	<b>Totals</b>
Chapter 7	2,864	907	3,771
Chapter 11	21	10	31
Chapter 12	0	0	0
Chapter 13	9,143	1,867	11,010
<b>Totals:</b>	<b>12,028</b>	<b>2,784</b>	<b>14,812</b>

<b>2019 Over 2018</b>			
	<b>Memphis</b>	<b>Jackson</b>	<b>Total %</b>
Chapter 7	(286)	(77)	-10.43%
Chapter 11	3	4	46.67%
Chapter 12	0	(1)	-50.00%
Chapter 13	(207)	57	-1.48%
<b>Totals:</b>	<b>(490)</b>	<b>(17)</b>	<b>-3.72%</b>

<b>2019 Over 2018</b>		
	<b>Jackson</b>	<b>Total %</b>
Chapter 7	(77)	-8.65%
Chapter 11	4	133.33%
Chapter 12	(1)	-50.00%
Chapter 13	57	3.02%
<b>Totals:</b>	<b>(17)</b>	<b>-0.61%</b>

<b>% of Filings by Chap. By Div. Chapter % of</b>			
	<b>Memphis</b>	<b>Jackson</b>	<b>Total Filings</b>
Chapter 7	74%	26%	24%
Chapter 11	68%	32%	0%
Chapter 12	0%	100%	0%
Chapter 13	80%	20%	76%
<b>Totals:</b>	<b>79%</b>	<b>21%</b>	<b>100%</b>

<b>% of Filings by Chap. By Div. Chapter % of</b>			
	<b>Memphis</b>	<b>Jackson</b>	<b>Total Filings</b>
Chapter 7	74%	26%	26%
Chapter 11	80%	20%	0%
Chapter 12	0%	100%	0%
Chapter 13	81%	19%	74%
<b>Totals:</b>	<b>80%</b>	<b>20%</b>	<b>100%</b>

<b>% of Filings by Chap. By Div. Chapter % of</b>			
	<b>Memphis</b>	<b>Jackson</b>	<b>Total Filings</b>
Chapter 7	75%	25%	26%
Chapter 11	83%	17%	0%
Chapter 12	50%	50%	0%
Chapter 13	82%	18%	74%
<b>Totals:</b>	<b>80%</b>	<b>20%</b>	<b>100%</b>

<b>% of Filings by Chap. By Div. Chapter % of</b>			
	<b>Memphis</b>	<b>Jackson</b>	<b>Total Filings</b>
Chapter 7	76%	24%	25%
Chapter 11	68%	32%	0%
Chapter 12	0%	0%	0%
Chapter 13	83%	17%	74%
<b>Totals:</b>	<b>81%</b>	<b>19%</b>	<b>100%</b>

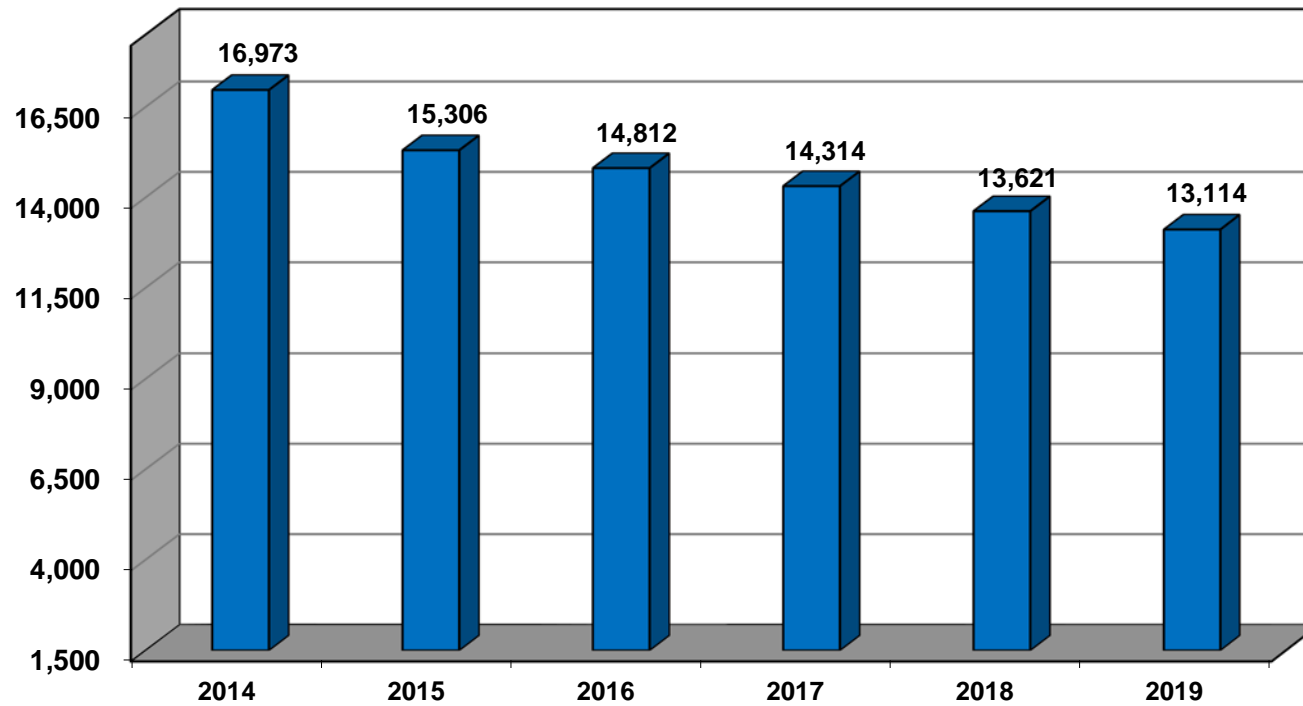
**Overall Change**  
**2019 Over 2018**  
**(Both Divisions)**

**-3.72%**

<b>2019 Over 2018</b>		
	<b>Memphis</b>	<b>Total %</b>
Chapter 7	(286)	-11.04%
Chapter 11	3	25.00%
Chapter 12	0	0.00%
Chapter 13	(207)	-2.51%
<b>Totals:</b>	<b>(490)</b>	<b>-4.52%</b>

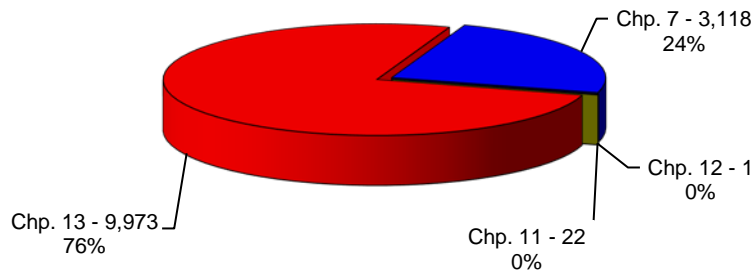
*Calculation of percentages are rounded to two places. .745 would be shown as .75 or 75%, and .744 would be displayed as .74 or 74%.*

**Total Filings For Western District By Year  
12 Month Period Ending Sep 30, 2019  
and Prior 12 Month Intervals**

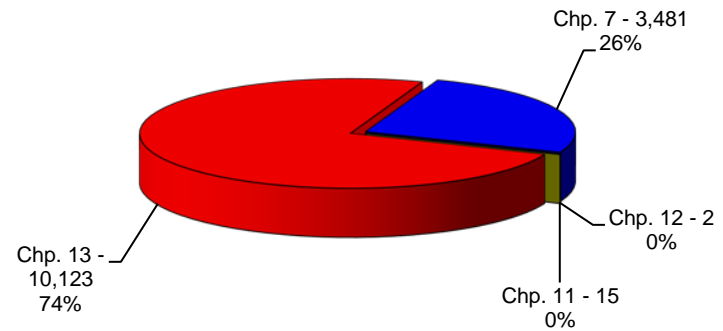


# United States Bankruptcy Court Western District of Tennessee

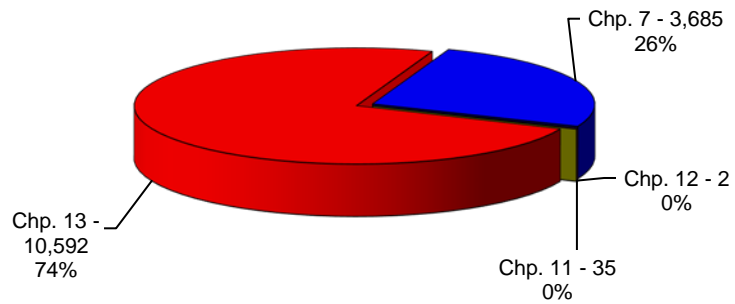
**Bankruptcy Case Filings  
Oct 1, 2018 thru Sep 30, 2019**



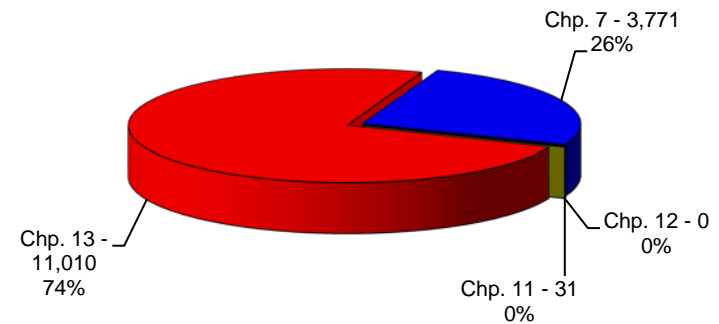
**Bankruptcy Case Filings  
Oct 1, 2017 thru Sep 30, 2018**



**Bankruptcy Case Filings  
Oct 1, 2016 thru Sep 30, 2017**

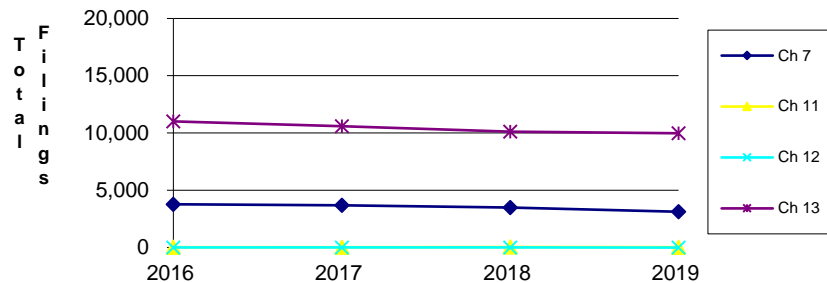


**Bankruptcy Case Filings  
Oct 1, 2015 thru Sep 30, 2016**

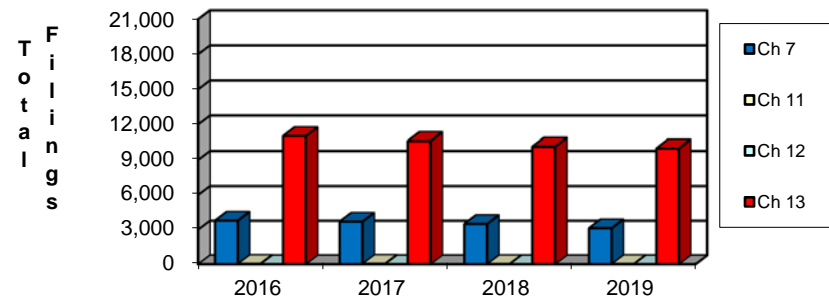


# United States Bankruptcy Court Western District of Tennessee

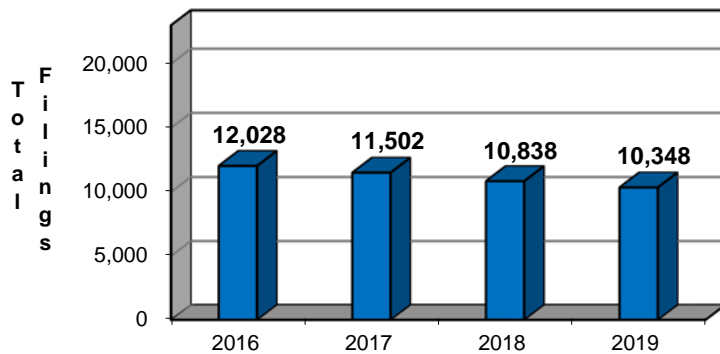
**Bankruptcy Case Filings  
Three Year Comparison**



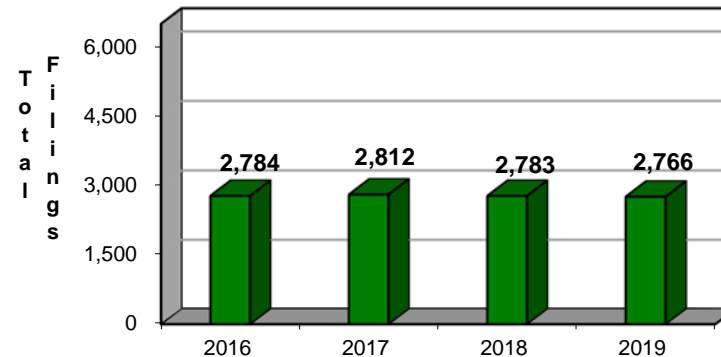
**District Wide Total  
By Chapter**



**Total Filings For Western Division By Year  
12 Month Period Ending Sep 30, 2019  
and Prior 12 Month Intervals**

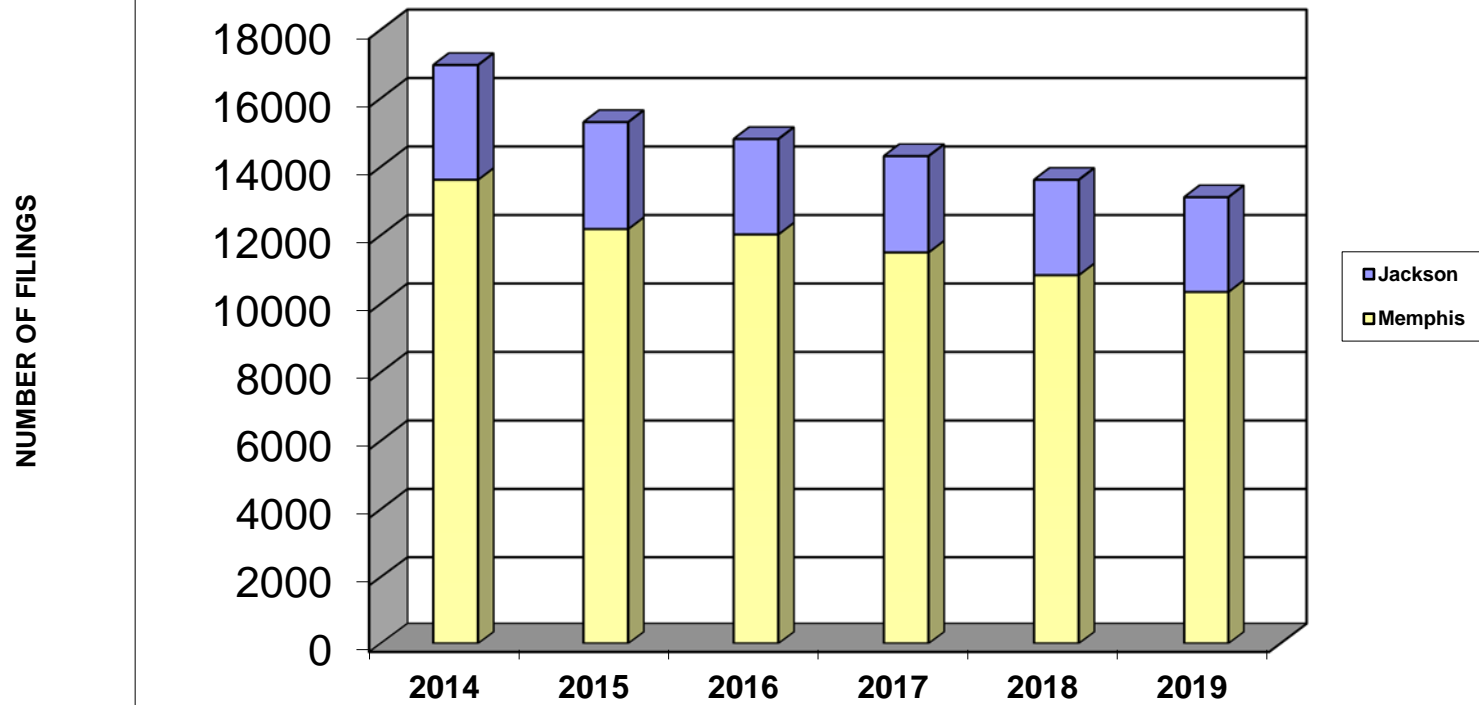


**Total Filings For Eastern Division By Year  
12 Month Period Ending Sep 30, 2019  
and Prior 12 Month Intervals**



**NOTE: Data For Each Year was Calculated Beginning Sep 30, 2019 And Extending Backwards Twelve Months**

**Bankruptcy Yearly Case Filings  
Western District of Tennessee**



**UNITED STATES BANKRUPTCY COURT**  
**Western District of Tennessee**  
**PETITIONS CLOSED FOR TWELVE MONTH PERIODS**  
**BY DIVISIONS**

<b>Oct 1, 2018 - Sep 30, 2019</b>			
	<b>Memphis</b>	<b>Jackson</b>	<b>Totals</b>
Chapter 7	2,599	937	3,536
Chapter 11	20	4	24
Chapter 12	1	0	1
Chapter 13	8,383	1,900	10,283
<b>Totals:</b>	<b>11,003</b>	<b>2,841</b>	<b>13,844</b>

<b>Oct 1, 2017 - Sep 30, 2018</b>			
	<b>Memphis</b>	<b>Jackson</b>	<b>Totals</b>
Chapter 7	2,899	978	3,877
Chapter 11	26	10	36
Chapter 12	0	1	1
Chapter 13	9,061	1,989	11,050
<b>Totals:</b>	<b>11,986</b>	<b>2,978</b>	<b>14,964</b>

<b>Oct 1, 2016 - Sep 30, 2017</b>			
	<b>Memphis</b>	<b>Jackson</b>	<b>Totals</b>
Chapter 7	2,844	969	3,813
Chapter 11	23	7	30
Chapter 12	0	0	0
Chapter 13	9,986	2,056	12,042
<b>Totals:</b>	<b>12,853</b>	<b>3,032</b>	<b>15,885</b>

<b>Oct 1, 2015 - Sep 30, 2016</b>			
	<b>Memphis</b>	<b>Jackson</b>	<b>Totals</b>
Chapter 7	3,072	1,008	4,080
Chapter 11	20	7	27
Chapter 12	0	1	1
Chapter 13	10,022	2,310	12,332
<b>Totals:</b>	<b>13,114</b>	<b>3,326</b>	<b>16,440</b>

<b>2019 Over 2018</b>			
	<b>Memphis</b>	<b>Jackson</b>	<b>Total %</b>
Chapter 7	(300)	(41)	-8.80%
Chapter 11	(6)	(6)	-33.33%
Chapter 12	1	(1)	0.00%
Chapter 13	(678)	(89)	-6.94%
<b>Totals:</b>	<b>(983)</b>	<b>(137)</b>	<b>-7.48%</b>

<b>2019 Over 2018</b>		
	<b>Jackson</b>	<b>Total %</b>
Chapter 7	(41)	-4.19%
Chapter 11	(6)	-60.00%
Chapter 12	(1)	-100.00%
Chapter 13	(89)	-4.47%
<b>Totals:</b>	<b>(137)</b>	<b>-4.60%</b>

<b>% of Closings by Chap. By Div. Chapter % of</b>			
	<b>Memphis</b>	<b>Jackson</b>	<b>Total Closings</b>
Chapter 7	74%	26%	26%
Chapter 11	83%	17%	0%
Chapter 12	100%	0%	0%
Chapter 13	82%	18%	74%
<b>Totals:</b>	<b>79%</b>	<b>21%</b>	<b>100%</b>

<b>% of Closings by Chap. By Div. Chapter % of</b>			
	<b>Memphis</b>	<b>Jackson</b>	<b>Total Closings</b>
Chapter 7	75%	25%	26%
Chapter 11	72%	28%	0%
Chapter 12	0%	100%	0%
Chapter 13	82%	18%	74%
<b>Totals:</b>	<b>80%</b>	<b>20%</b>	<b>100%</b>

<b>% of Closings by Chap. By Div. Chapter % of</b>			
	<b>Memphis</b>	<b>Jackson</b>	<b>Total Closings</b>
Chapter 7	75%	25%	24%
Chapter 11	77%	23%	0%
Chapter 12	0%	0%	0%
Chapter 13	83%	17%	76%
<b>Totals:</b>	<b>81%</b>	<b>19%</b>	<b>100%</b>

<b>% of Closings by Chap. By Div. Chapter % of</b>			
	<b>Memphis</b>	<b>Jackson</b>	<b>Total Closings</b>
Chapter 7	75%	25%	25%
Chapter 11	74%	26%	0%
Chapter 12	0%	100%	0%
Chapter 13	81%	19%	75%
<b>Totals:</b>	<b>80%</b>	<b>20%</b>	<b>100%</b>

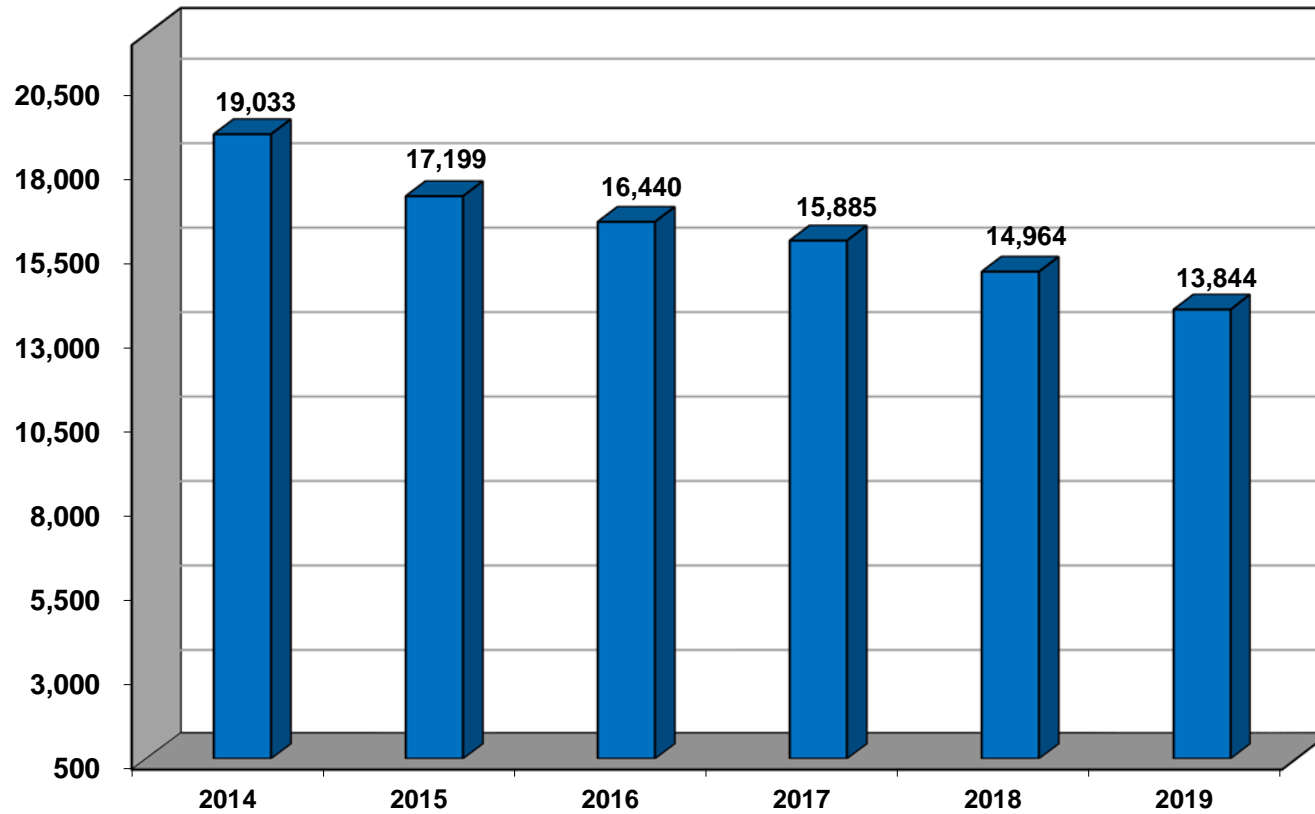
**Overall Change**  
**2019 Over 2018**  
**(Both Divisions)**

**-7.48%**

<b>2019 Over 2018</b>		
	<b>Memphis</b>	<b>Total %</b>
Chapter 7	(300)	-10.35%
Chapter 11	(6)	-23.08%
Chapter 12	1	100%
Chapter 13	(678)	-7.48%
<b>Totals:</b>	<b>(983)</b>	<b>-8.20%</b>

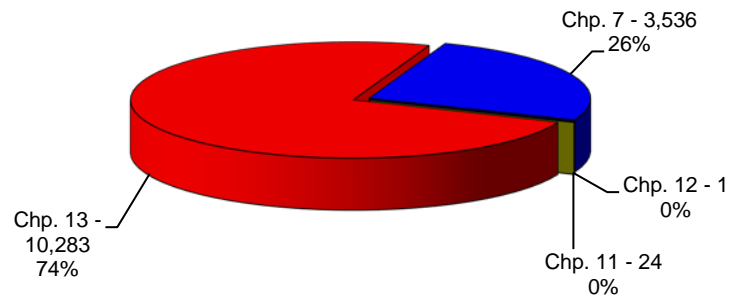
*Calculation of percentages are rounded to two places. .745 would be shown as .75 or 75%, and .744 would be displayed as .74 or 74%.*

**Total Closings For Western District By Year  
12 Month Period Ending Sep 20, 2019  
and Prior 12 Month Intervals**

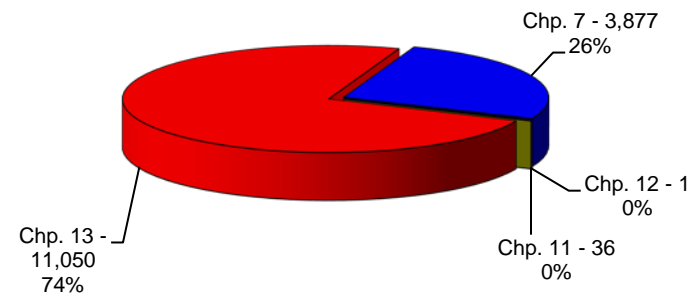


# United States Bankruptcy Court Western District of Tennessee

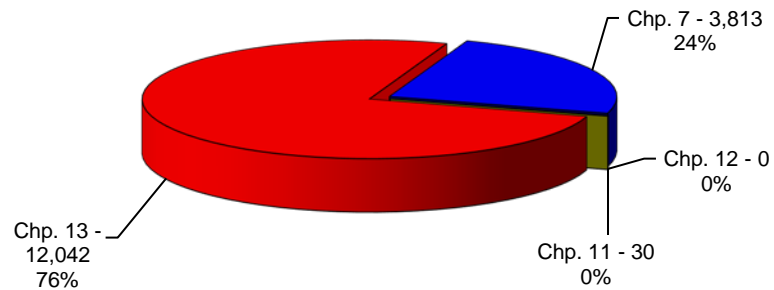
**Bankruptcy Case Closings**  
Oct 01, 2018 thru Sep 30, 2019



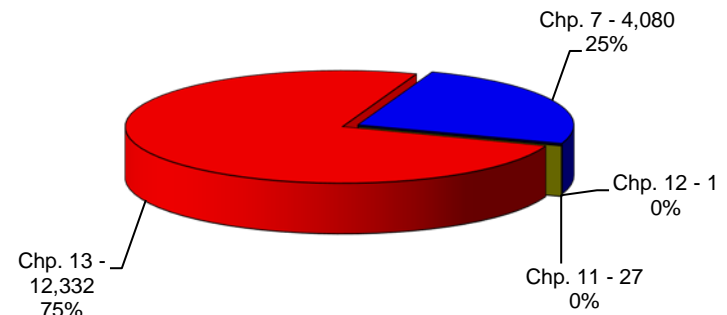
**Bankruptcy Case Closings**  
Oct 1, 2017 thru Sep 30, 2018



**Bankruptcy Case Closings**  
Oct 1, 2016 thru Sep 30, 2017



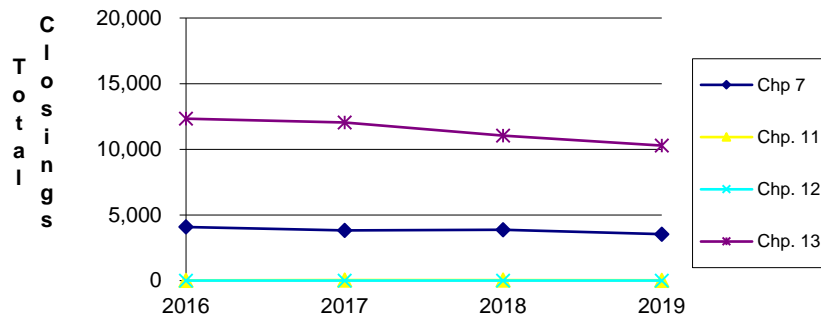
**Bankruptcy Case Closings**  
Oct 1, 2015 thru Sep 30, 2016



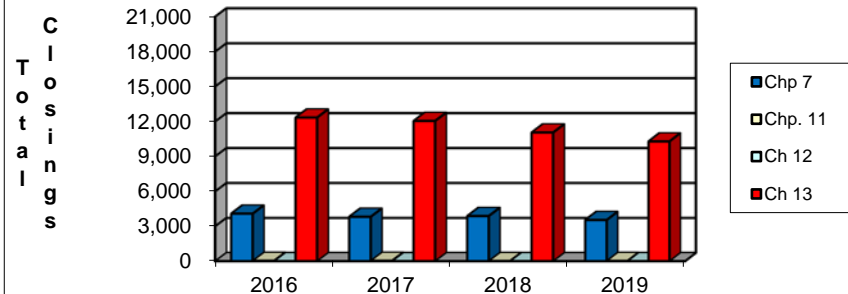


# United States Bankruptcy Court Western District of Tennessee

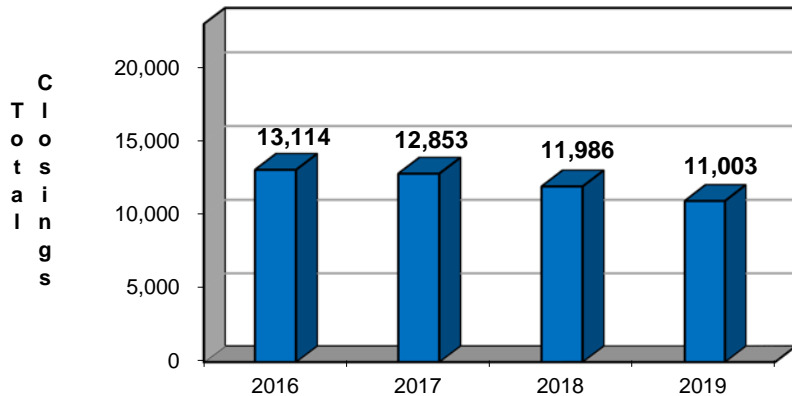
**Bankruptcy Case Closings  
Three Year Comparison**



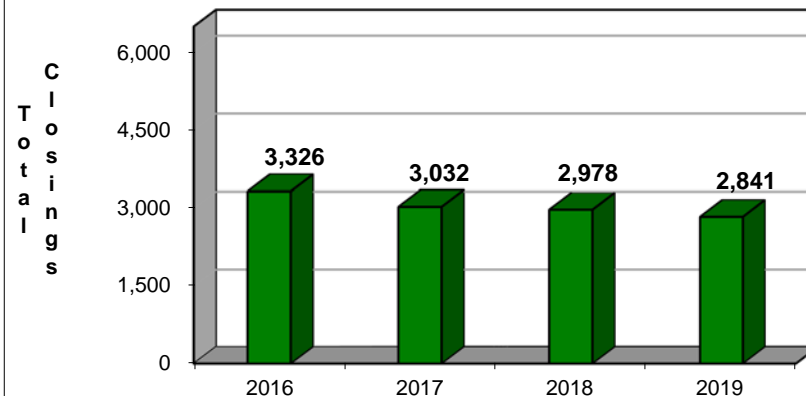
**District Wide Total  
By Chapter**



**Total Closings For Western Division By Year  
12 Month Period Ending Sep 30, 2019  
and Prior 12 Month Intervals**

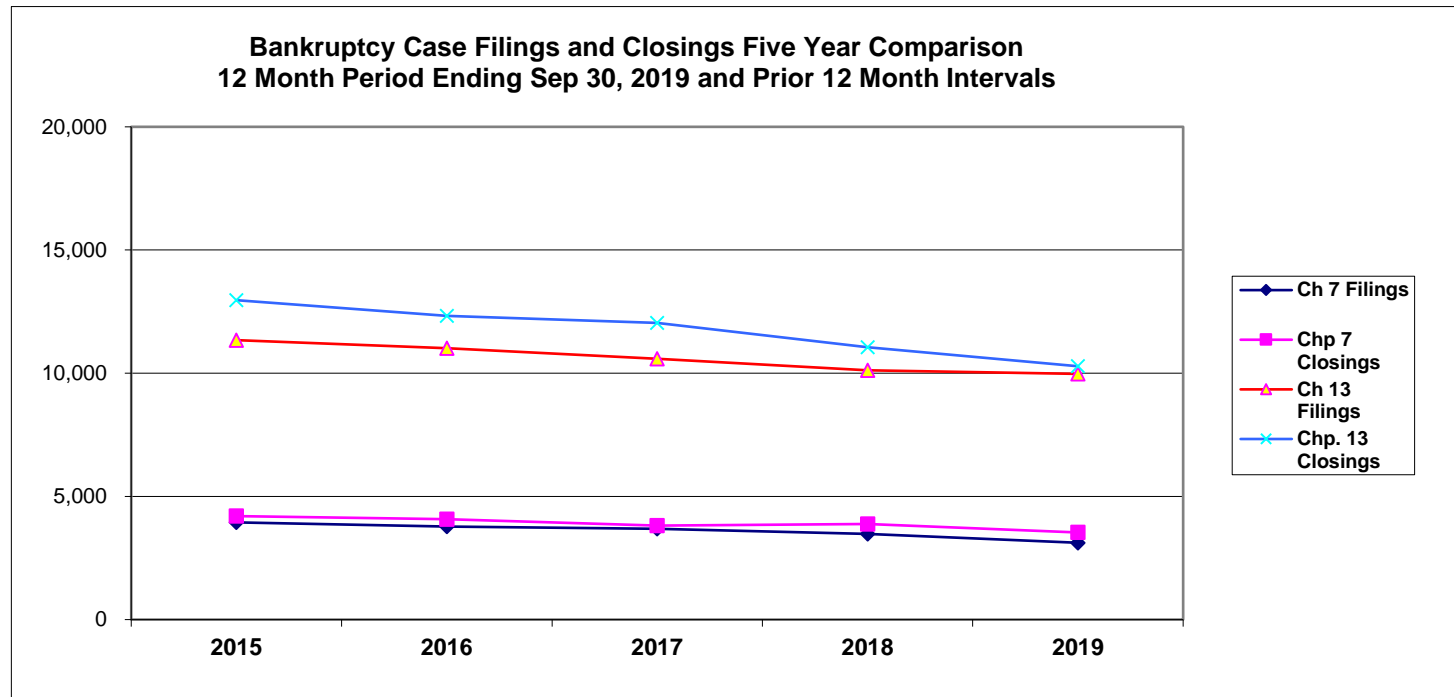


**Total Closings For Eastern Division By Year  
12 Month Period Ending Sep 30, 2019  
and Prior 12 Month Intervals**



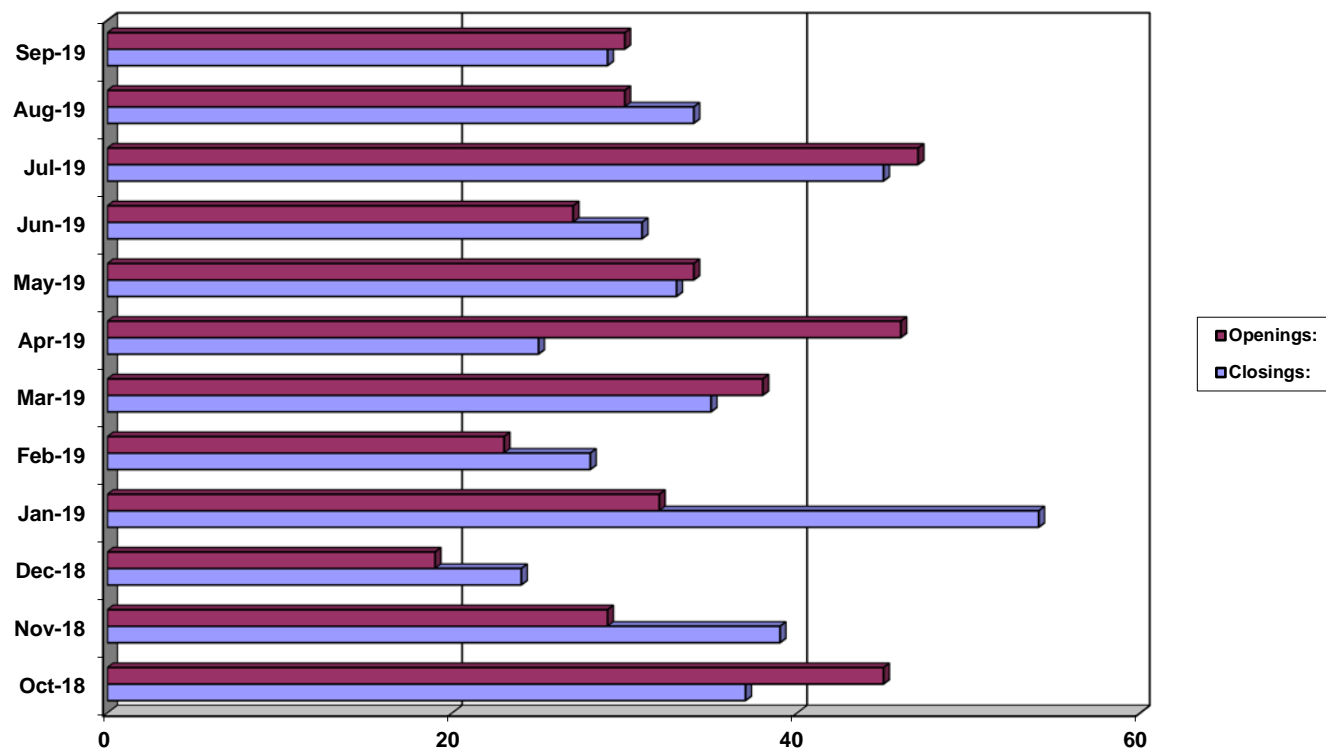
**NOTE: Data For Each Year was Calculated Beginning Sep 30, 2019 And Extending Backwards Twelve Months**

**United States Bankruptcy Court  
Western District of Tennessee**



**United States Bankruptcy Court  
Western District of Tennessee**

**Adversary Openings and Closings  
Oct 1, 2018 - Sep 30, 2019**



	Oct-18	Nov-18	Dec-18	Jan-19	Feb-19	Mar-19	Apr-19	May-19	Jun-19	Jul-19	Aug-19	Sep-19
■ Openings:	45	29	19	32	23	38	46	34	27	47	30	30
■ Closings:	37	39	24	54	28	35	25	33	31	45	34	29